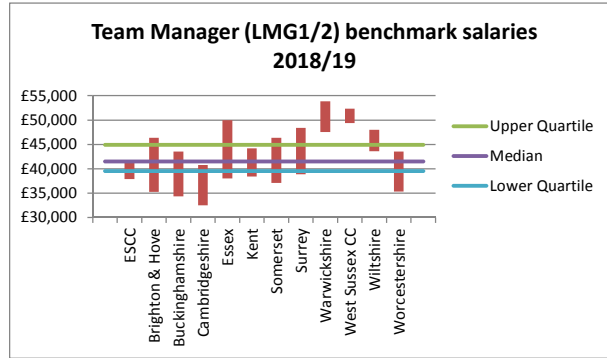


Comparison against similar sized or neighbouring authorities

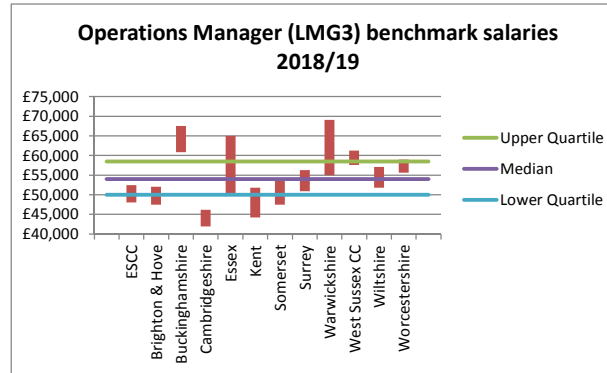
Team Manager (LMG 1/2)

	Min Salary	Max Salary
ESCC	£ 37,892	£ 41,408
Brighton & Hove	£ 35,229	£ 46,326
Buckinghamshire	£ 34,322	£ 43,547
Cambridgeshire	£ 32,500	£ 40,800
Essex	£ 38,000	£ 50,000
Kent	£ 38,415	£ 44,209
Somerset	£ 37,107	£ 46,347
Surrey	£ 38,888	£ 48,395
Warwickshire	£ 47,512	£ 53,845
West Sussex CC	£ 49,391	£ 52,310
Wiltshire	£ 39,002	£ 41,846
Worcestershire	£ 35,288	£ 43,522



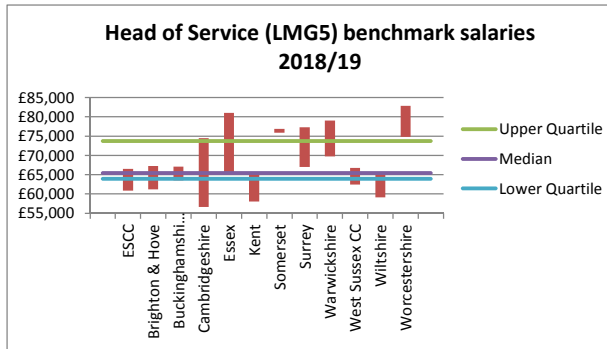
Operations Manager (LMG 3)

	Min Salary	Max Salary
ESCC	£ 48,013	£ 52,469
Brighton & Hove	£ 47,483	£ 52,064
Buckinghamshire	£ 60,812	£ 67,501
Cambridgeshire	£ 41,900	£ 46,150
Essex	£ 50,000	£ 65,000
Kent	£ 44,210	£ 51,779
Somerset	£ 47,499	£ 53,742
Surrey	£ 50,903	£ 56,261
Warwickshire	£ 55,005	£ 69,117
West Sussex CC	£ 57,549	£ 61,270
Wiltshire	£ 51,763	£ 57,066
Worcestershire	£ 55,599	£ 59,001



Head of Service (LMG 5)

	Min Salary	Max Salary
ESCC	£ 60,844	£ 66,489
Brighton & Hove	£ 61,222	£ 67,286
Buckinghamshire	£ 63,558	£ 74,054
Cambridgeshire	£ 56,600	£ 57,500
Essex	£ 65,000	£ 81,000
Kent	£ 58,021	£ 65,683
Somerset	£ 75,897	£ 75,897
Surrey	£ 66,976	£ 77,297
Warwickshire	£ 69,772	£ 79,076
West Sussex CC	£ 62,459	£ 66,756
Wiltshire	£ 59,120	£ 65,176
Worcestershire	£ 74,818	£ 82,892



Assistant Director (LMG 7)

	Min Salary	Max Salary
ESCC	£ 77,083	£ 84,240
Brighton & Hove	£ 68,986	£ 79,599
Buckinghamshire	£ 73,280	£ 90,469
Cambridgeshire	£ 84,892	£ 96,230
Essex	£ 81,000	£ 99,000
Kent	£ 74,677	£ 94,305
Somerset	£ 90,213	£ 90,213
Surrey	£ 79,389	£ 90,469
Warwickshire	£ 84,038	£ 95,239
West Sussex CC	£ 70,000	£ 87,500
Wiltshire	£ 69,963	£ 86,621
Worcestershire	£ 79,659	£ 87,741

